

# I/AN Vignette Seminar



Programming, Planning & Practice  
Site Zoning Vignette

Finish in....



...ARE 4.0 + 5.0

# ARE

## ARE 4.0

### 7 Sections

- Construction Documents & Services
- Programming, Planning & Practice
- Site Planning & Design
- Building Design & Construction Systems
- Structural Systems
- Building Systems
- Schematic Design

[http://www.ncarb.org/ARE/~media/Files/PDF/Guidelines/ARE\\_Guidelines.pdf](http://www.ncarb.org/ARE/~media/Files/PDF/Guidelines/ARE_Guidelines.pdf)

## ARE 5.0

### 6 Sections Late 2016

- Practice Management
- Project Management
- Programming & Analysis
- Project Planning & Design
- Project Development & Documentation
- Construction & Evaluation

Vignettes Eliminated and Replaced  
with “Drawing Solutions”

# Finish In Five

Focus on the three exams in 4.0 that will give you credit for four exams in 5.0

## **Construction Documents & Services**

Building Section Vignette

**FEB**



## **Site Planning & Design**

Site Grading Vignette

Site Design Vignette

**MAR**



## **Programming Planning & Practice**

Site Zoning Vignette

**APR**



# ARE 5.0 CREDIT MODEL

This matrix identifies the relationships across the current seven divisions of ARE 4.0 and the future six divisions of ARE 5.0.

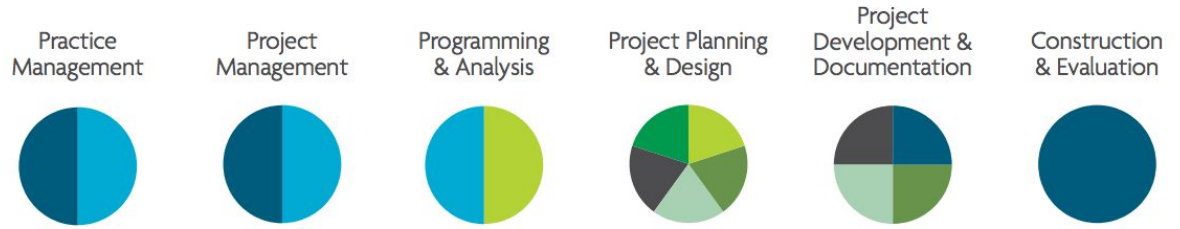
Exam expiration date(s) of ARE 4.0 divisions will be applied to ARE 5.0 credits earned.

## ARE 4.0 DIVISIONS /

If you do not pass a division of ARE 4.0, use these rows to determine which ARE 5.0 division(s) you will need to complete.

## ARE 5.0 DIVISIONS /

Use these columns to determine which ARE 4.0 division(s) you will need to pass to earn an ARE 5.0 credit.



Construction Documents & Services



Programming Planning & Practice



Site Planning & Design



Building Design & Construction Systems



Structural Systems



Building Systems



Schematic Design



# ARE 5.0 Update

## New Question Types and Case Studies

Will replace vignettes with two new question types: hot spots and drag-and-place, plus the addition of case studies. The exam will continue to use multiple choice, check-all-that-apply, and quantitative fill-in-the-blank.

## Videos

- Case Studies
- Hot Spots
- Drag-and-Place

## ARE 5.0 Test Durations

Division	Number of Questions	Test Duration	Appointment Time
Practice Management	80	2 hr 45 min	3 hr 30 min
Project Management	95	3 hr 15 min	4 hr
Programming & Analysis	95	3 hr 15 min	4 hr
Project Planning & Design	120	4 hr 15 min	5 hr
Project Development & Documentation	120	4 hr 15 min	5 hr
Construction & Evaluation	95	3 hr 15 min	4 hr
<b>Total Time:</b>		<b>21 hr</b>	<b>25 hr 30 min</b>

## Test Specifications

<http://www.ncarb.org/News-and-Events/News/2016/~media/Files/PDF/Special-Paper/ARE5-TestSpecification.ashx>

# IDP update

June 29th the IDP will be updated to the AXP

## Architectural Experience Program

17 experience area will be converted to six practice areas

Still 3,740 hours with a one to one transition

<http://blog.ncarb.org/2016/March/AXP-PPD.aspx>



# Proposed Calendar

January 12

General information session, Kick-off Meeting, introduce “Finish in Five”

February 9

CDS Vignette

February 20 - Keith Shuley – CDS seminar

March 8

SPD Vignette

April 12

PPP Vignette

May 10

Destination Architect , Gary Dunn

June 14

SD Vignette

Structures With David Thaddius - TBD

Re-Evaluation (Mid Year Committee Meeting)

July 12

SS Vignette

August 9

Building Systems

September 13

BS Vignette

October 11

BDCS Vignette

November TBD

Convention - San Antonio (

How we Passed the ARE - Round Table

December 13

2017 Planning



# ARE Resources

Kaplan - Books for 7 section + History - Additional Q&A Books - Flash Cards <https://www.kaplanarchitecture.com/complete-catalog>

PPI (Ballast) - ARE review manual - Additional Q&A books per division - Flash Cards <http://ppi2pass.com/shop/are/are-review-materials>

Funkaar - Intensive 15 Week Course <http://www.funkaarstudios.com>

NASLA - Archiflash - Vignette Practice (Norman Dorf) <https://www.nalsa.com>

NCARB - Exam Guides - Vignette Practice tools <http://www.ncarb.org/ARE/Preparing-for-the-ARE.aspx>

Gang Chen - ARE Q&A Books <http://www.amazon.com/Gang-Chen/e/B001JS00RK>

# ARE Resources

ARE Coach (ARE Forum) - Online Forum <http://arecoach.com/coachforum/>


Jenny's Notes- PDF and Blog <https://arendurance.wordpress.com/study-guides/>

Caroline's Notes - PDF's (Google Search)


ARE Help - Resource Website - <http://arehelp.webs.com/>

ARE 4.0 community - forum + videos NCARB run - <https://plus.google.com/communities/116031021237378921174>

# ARE Resources




NCARB

SEARCH 

Home [Becoming an Architect](#) [Studying Architecture](#) [Intern Development Program \(IDP\)](#) **[Architect Registration Examination \(ARE\)](#)** [Getting an Initial License](#) [Certification and Reciprocity](#) [Continuing Education](#)

[Overview](#) | [Getting Started With the ARE](#) | **[Preparing for the ARE](#)** | [Taking the ARE](#) | [Pass Rates](#) | [My Examination](#) | [ARE e-News](#) | [ARE 5.0](#)

## PREPARING FOR THE ARE




[\[ARE 4.0 Community\]](#) [\[Guidelines\]](#) [\[Exam Guides\]](#) [\[Cloud-Based Practice Program\]](#)

An exam guide for each division of the ARE is available in PDF format and can be downloaded below free of charge. Each exam guide contains sample multiple-choice questions (except Schematic Design), one passing and one failing solution for each sample vignette, and a list of references for further study.

Each division also has a practice program with sample vignettes for you to solve. The practice programs can be downloaded free of charge, and will run on an IBM PC or compatible computer running Windows 98, Windows XP, Windows NT or Windows Vista 32-bit.

### Related Publications



**ARE Guidelines**  
Updated July 2015! The ARE 4.0 Guidelines is essential reading for anyone preparing for the Architect Registration Examination® (ARE®). The document includes an overview of the exam divisions as well as the exam program, the rolling clock, exam eligibility, and five steps to taking and completing the ARE.

[Download \(PDF, 2,148K\)](#)

### Related Content

[ARE 4.0 Divisions](#)

# Vignette Tips

- Approach as a graphical solution rather than a true architectural section.
- About reading the program and drawing it accurately, reading comprehension. No extra credit for designed solutions.
- The vignette on the exam should be similar to the practice exam.

# Read the Program - Site Zoning

An existing property has been subdivided to create two new lots for the development of condominiums. You are required to show the buildable areas in plan and in section based on a variety of regulatory requirements and developmental constraints:

1. On the plan, show the portion of the site where surface improvements are allowed. (Use the Secondary Construction Area tool.)

2. On the plan, show the portion of the site where building construction is allowed. (Use the Buildable Area tool.)

3. On the grid, draw the profile of the existing grade at Section A-A. (Use the Grade tool.)

4. On the grid, draw the profile of the maximum building envelope for each lot at Section A-A. (Use the Building Profile tool.)

# Read the Program - Site Zoning

Observe all of the following restrictions:

Surface improvements are prohibited within 5 ft of any property line.

Construction of buildings is prohibited within the following setbacks. (All setbacks are measured from the property lines of the two new lots.)

Front yard setbacks shall be considered only from Main Street. Front yard setbacks from property line along Main Street: 25 ft; Rear yard setbacks: 30 ft; Side yard setbacks: 10 ft

Construction of buildings and other surface improvements is prohibited within 25 ft of the lake high water line.

Construction of buildings is prohibited within the existing drainage easement.

The maximum building height limit within 65 ft of the west property line in Lot A shall be 45 ft above the benchmark elevation.

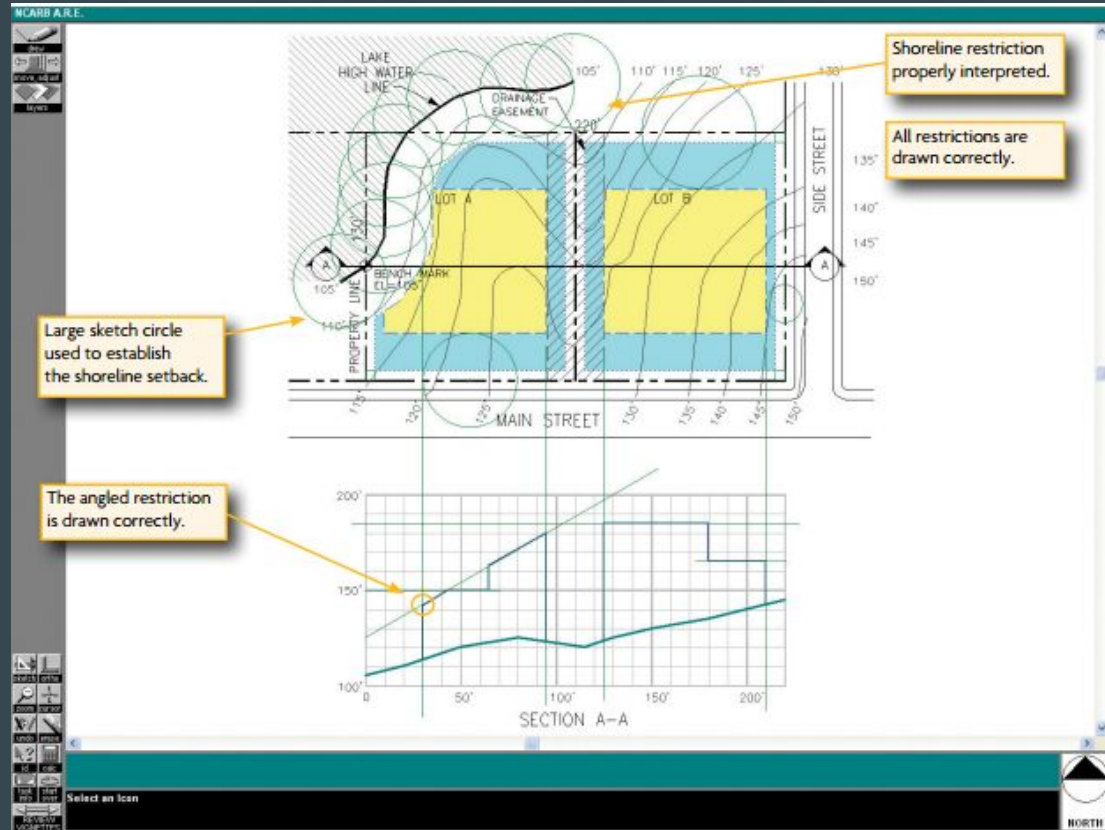
The maximum building height limit between 0 ft and 40 ft of the east property line of Lot B shall be 20 ft above the grade at the property line.

# Read the Program - Site Zoning

Maximum building height limit shall be 80 ft above the benchmark elevation.

The maximum building envelope is restricted to an elevation defined by a 30-degree line rising eastward from a point at an elevation of 20 ft directly above the benchmark.

# Passing Solution - Site Zoning





# Live Vignette Walkthrough

**Questions ?**